

FACT BOOK 2004

ムサシグループが追求するのは、 最先端のシステム・ソリューションです。

現代のビジネス社会において『情報』は、企業経営の重要な資産の一つとして大きな価値を持つようになりました。私どもは、この情報をネットワークに乗せて広く活用するために、各ユーザーに最適化したシステムを構築し提供しております。

ムサシは1946年に紙卸商としてスタートして以来、長年にわたって情報・印刷・産業システム機材などのビジネスを支えるシステムと商品を取り扱うことで、システム・ソリューションの本質を身につけてきました。

さらに、商社でありながら金融汎用・選挙システム機材では、自社で商品を開発・製造しており、メーカー機能を併せ持つユニークな存在として、情報化社会の発展に貢献してまいりました。

これからもムサシグループの企業理念『人とシステムの創造と調和』を実現するために、機器やシステムの企画・開発から製造・販売・技術サポートに至る一貫したサービスの提供を行い、社会に貢献するソリューション・ビジネスを推進してまいります。

Musashi Group-Creating Advanced Systems that Provide Solutions.

In recent years, the steady growth of multimedia has supported further increases in the value of information as an important asset in corporate management. That trend represents a significant business opportunity for Musashi, which develops and markets a range of advanced systems that help customers use sophisticated networks to make effective use of information.

Musashi was established in 1946 as a wholesaler of paper products. In the years since, the Company has steadily expanded its fields of operation to include advanced systems and products in a wide range of business support fields. In this way, Musashi has developed sophisticated capabilities in the provision of system solutions that meet the needs of its customers. In addition, Musashi has established a strong track record in the development and manufacture of related systems, such as cash handling equipment and election system equipment.

From its unique position as a company that combines the capabilities of a trading company and a manufacturer, Musashi has been able to make a significant contribution to the development of the advanced information society.

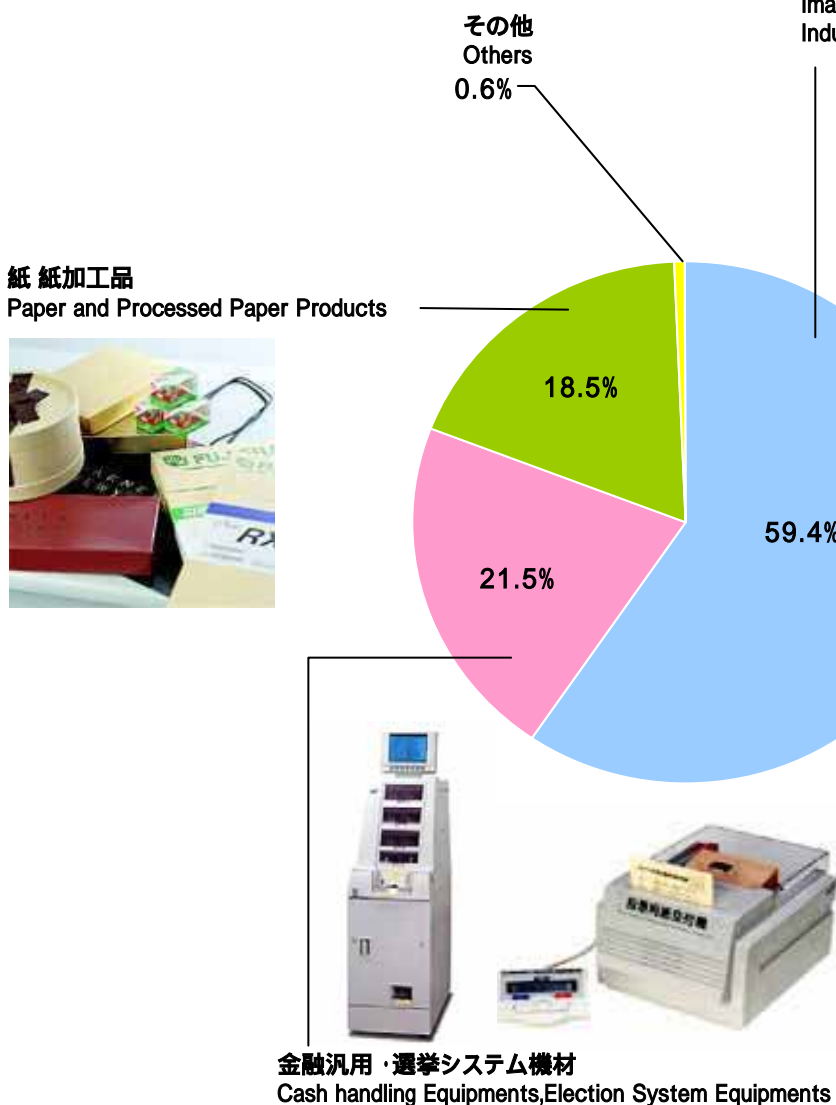
In the future, Musashi Group will remain focused on its corporate objective of "Creating Advanced Systems that Provide Solutions."

To that end, we will conduct closely integrated business activities for a broad range of equipment and systems. Musashi is committed to contributing to the communities where we do business by making continued progress in the provision of solutions to challenging problems.

連結売上高構成

Net sales ratio by business segment (2004)

(外部顧客に対する売上高)



情報・印刷・産業システム機材 Imaging System, Digital Printing System and Industrial Inspection System Equipments



金融汎用・選挙システム機材 Cash handling Equipments, Election System Equipments

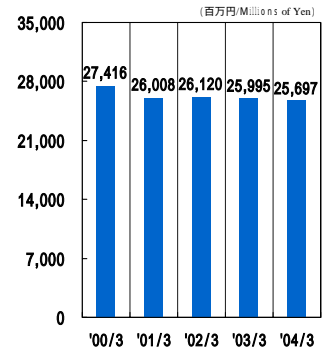
Imaging System, Digital Printing System and Industrial Inspection System Equipments

情報・印刷・産業システム機材

文書や図面などの各種情報をデジタル化し、オープンネットワーク環境で有効活用する最先端の電子メディアシステム機材やマイクロフィルムシステム機材の販売。データ入力サービス、メディア変換サービスなどの情報加工処理業務。ソフト開発及びメンテナンス業務。印刷工程のフルデジタル化を実現するデジタルプリンティングシステムやプリント・オン・デマンドなどの印刷機器・材料・ソフトや、非破壊検査に使用される産業用検査機材の販売、システム構築及びメンテナンス業務。

Musashi market digital media system equipment that digitizes image information (documents and drawings), and operates effectively in an open network environment. Musashi also market microfilming equipment and offer support services such as data-entry, media conversion as well as software development, and maintenance services. Musashi offer digital printing system equipments, as well as print-on-demand systems, printing materials, and software development. Musashi also provide non-destructive industrial inspection equipment, for which we conduct total system design and provide maintenance services.

売上高の推移 Net Sales to Customers



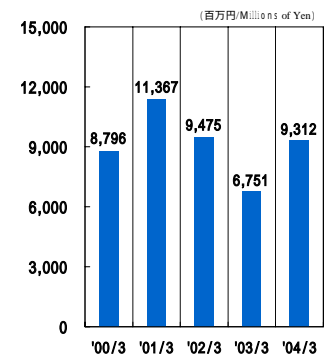
Cash Handling Equipments, Election System Equipments

金融汎用・選挙システム機材

金融機関の出納業務や流通・運輸交通業における精算業務の効率化を図る貨幣処理機器、印鑑・鍵・カードなどの管理機器、デジタル監視カメラシステム等の開発・販売とソフト開発及びメンテナンス業務。貨幣処理機器等の輸出。選挙事務の効率化を図る投票用紙自動交付機・計数機・読取分類機などの選挙用機器・用品・用具及び選挙業務ソフトの開発・販売。電子投票システムの開発・販売。メンテナンス業務。投票率アップを図る選挙啓発プロモーションの支援。名刺やハガキを低コストで、簡単に高品質印刷する高精度インクリボン方式のプリントシステム機材の販売とメンテナンス業務。

Musashi develop and market cash handling equipments for receipt and disbursement operations in the financial industry and cash settlement operations in the retail industry. Musashi also offer security control devices for stamps, keys, and ID cards as well as digital surveillance camera system. Musashi export cash handling machines for worldwide market. Musashi develop and market whole range of election system equipments and related products that streamline the process and increase efficiency of election, and also provide support for campaigns aimed at increasing voter turnout. Products include automated ballot dispenser, ballot counter, and also ballot sorter. In addition, Musashi develop and market the electronic voting system as well as software development and maintenance services. Musashi market compact ink-ribbon printing system, which enable low-cost, high-quality printing of business cards and postcards. Musashi also provide maintenance services for them.

売上高の推移 Net Sales to Customers



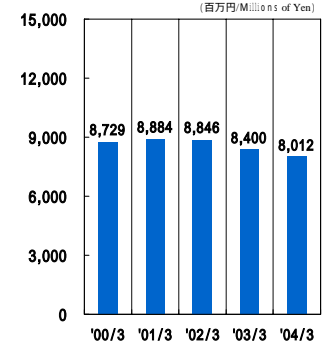
Paper and Processed Paper Products

紙・紙加工品

情報文化のバロメーターである印刷・出版・情報・事務用紙、板紙、付加価値の高い特殊紙や紙加工品の開発と販売。

Musashi market printing, publishing, and office-use papers as well as cardboard and specialty papers. Musashi also develop processed paper products.

売上高の推移 Net Sales to Customers



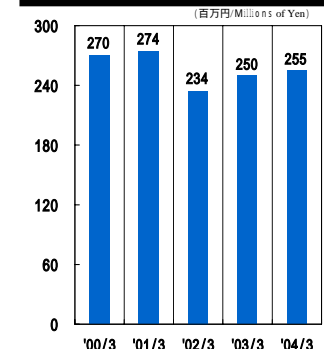
Others

その他

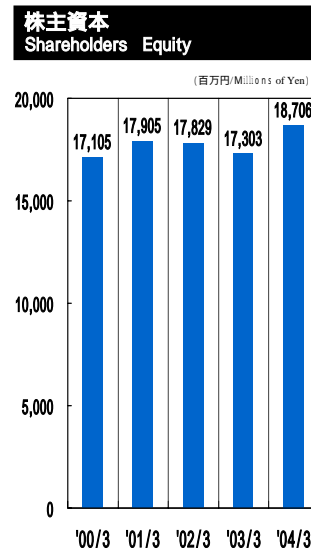
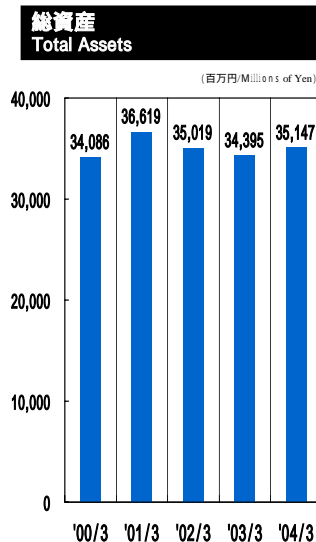
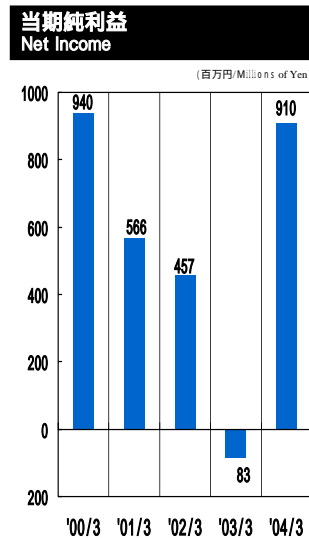
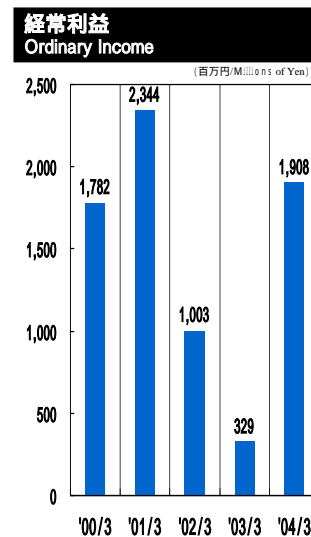
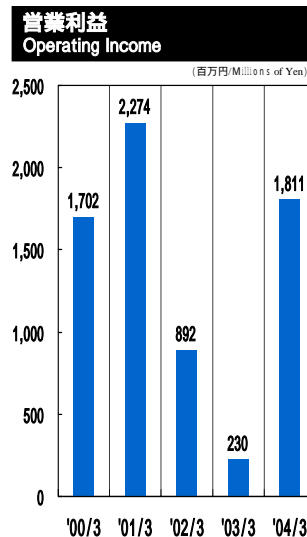
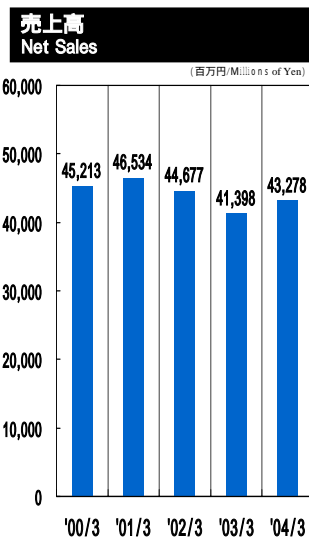
不動産の賃貸
リース
損害保険

Real Estate Rental
Leasing
Nonlife Insurance

売上高の推移 Net Sales to Customers

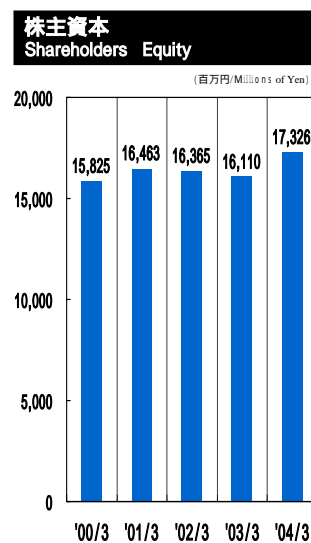
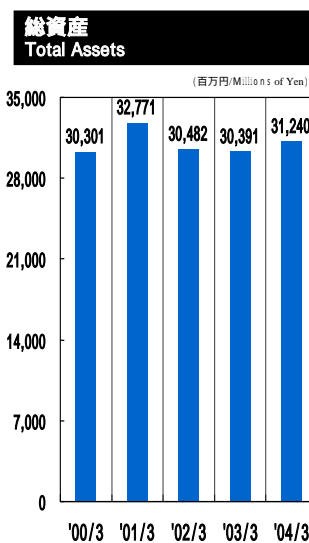
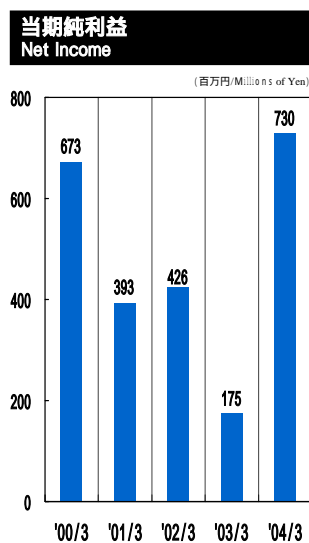
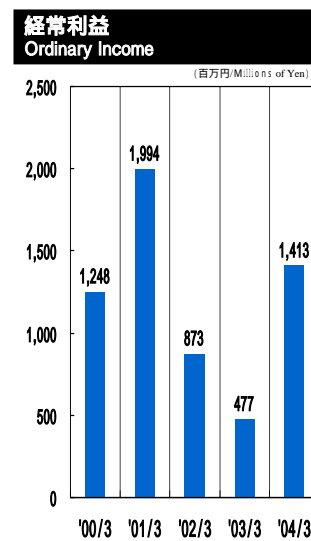
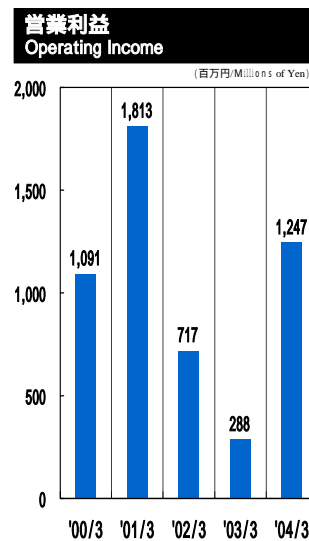
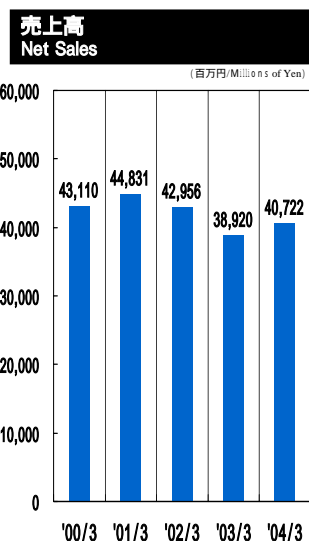


連結 Consolidated



年度	Fiscal Year Ended:	2000/3	2001/3	2002/3	2003/3	2004/3
売上高 (百万円)	Net Sales	45,213	46,534	44,677	41,398	43,278
営業利益 (百万円)	Operating Income	1,702	2,274	892	230	1,811
経常利益 (百万円)	Ordinary Income	1,782	2,344	1,003	329	1,908
当期純利益 (百万円)	Net Income	940	566	457	83	910
総資産 (百万円)	Total Assets	34,086	36,619	35,019	34,395	35,147
株主資本 (百万円)	Shareholders' Equity	17,105	17,905	17,829	17,303	18,706
売上高連単倍率 (倍)	Consolidated to non-consolidated net sales	1.05	1.04	1.04	1.06	1.06
当期純利益連単倍率 (倍)	Consolidated to non-consolidated net income	1.40	1.44	1.07		1.25

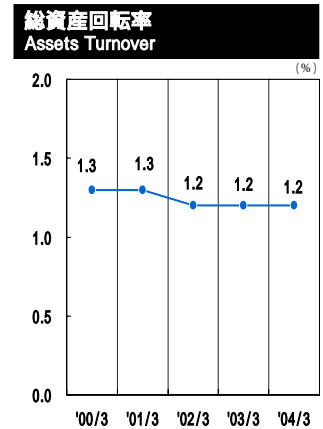
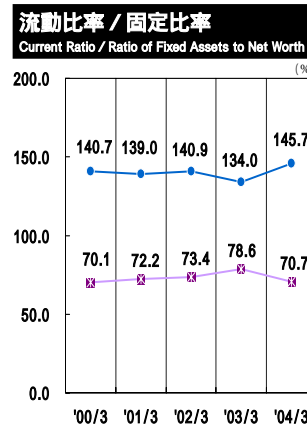
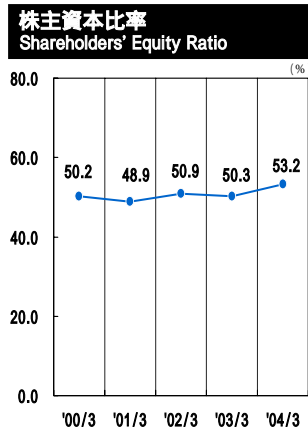
単体 Non-Consolidated



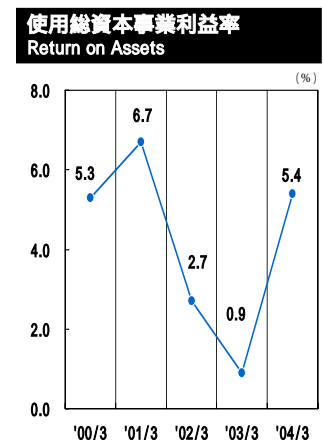
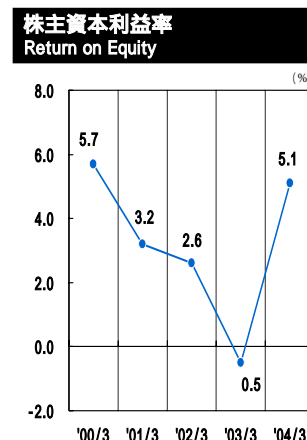
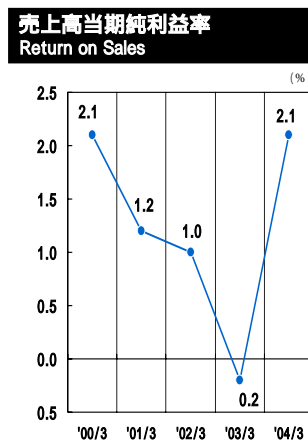
年度	Fiscal Year Ended:	2000/3	2001/3	2002/3	2003/3	2004/3
売上高 (百万円)	Net Sales	43,110	44,831	42,956	38,920	40,722
営業利益 (百万円)	Operating Income	1,091	1,813	717	288	1,247
経常利益 (百万円)	Ordinary Income	1,248	1,994	873	477	1,413
当期純利益 (百万円)	Net Income	673	393	426	175	730
総資産 (百万円)	Total Assets	30,301	32,771	30,482	30,391	31,240
株主資本 (百万円)	Shareholders' Equity	15,825	16,463	16,365	16,110	17,326
資本金 (百万円)	Paid-in Capital	1,208	1,208	1,208	1,208	1,208
発行済株式総数 (千株)	Number of Shares Outstanding	7,950	7,950	7,950	7,950	7,950

連結 / Consolidated

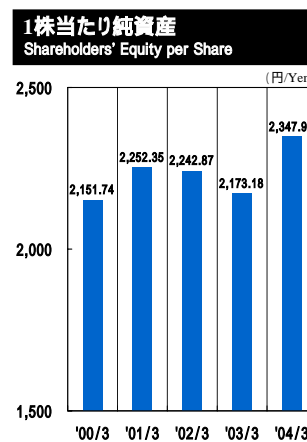
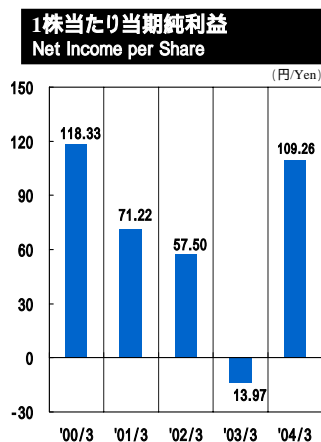
安定性 Stability



収益性 Profitability



投資指標 Investment Data



総資産回転率 = 売上高 / 総資産 (期中平均)

使用総資本事業利益率 = (営業利益 + 受取利息及び配当金) / 総資産 (期中平均) × 100

配当性向 = 1株当たり配当額 / 1株当たり当期純利益

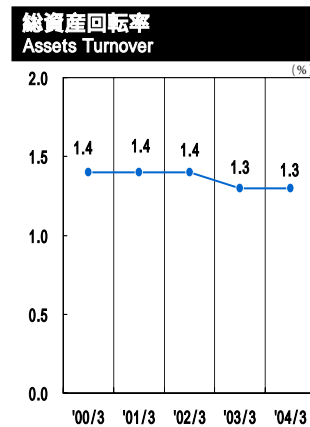
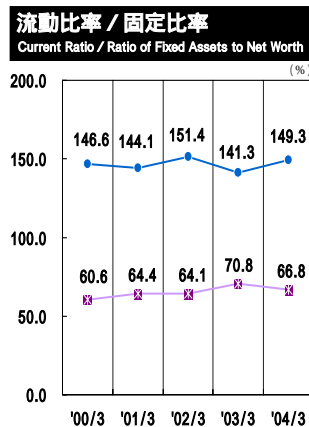
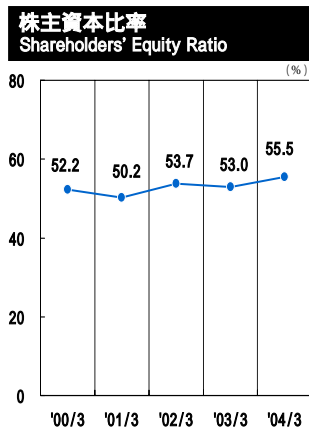
Assets Turnover = Net Sales / Total Assets (Yearly Average)

Return on Assets = (Operating Income + Interest and Dividends Received) / Total Assets (Yearly Average) × 100

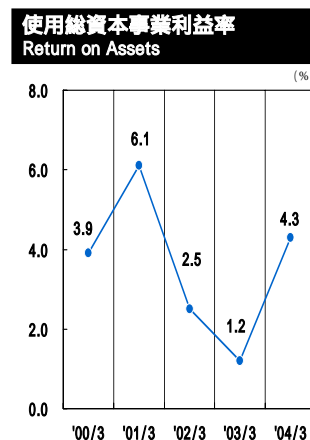
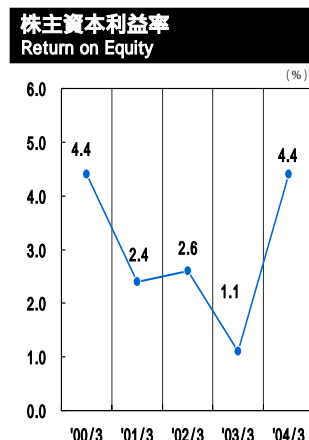
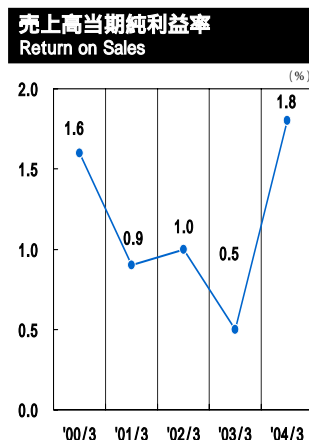
Payout Ratio = Dividends per Share / Net Income per Share

単体 / Non-Consolidated

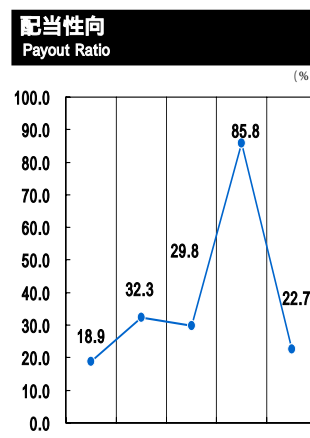
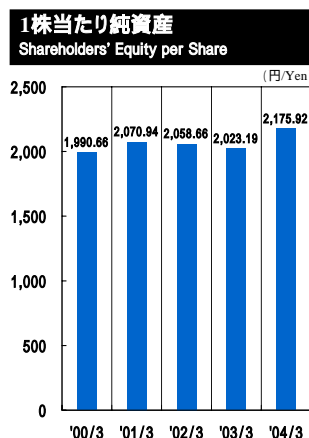
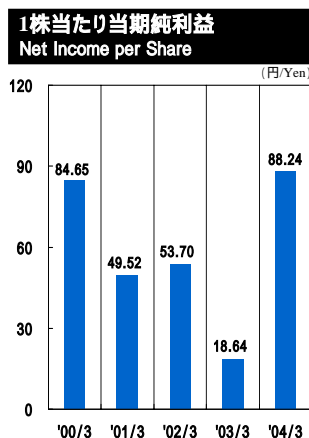
安定性 Stability



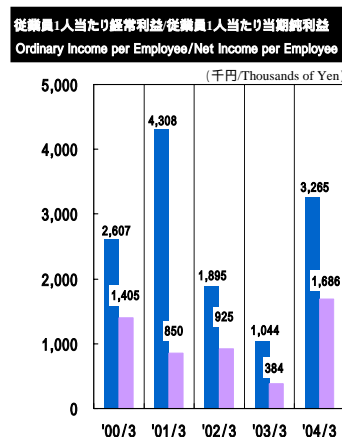
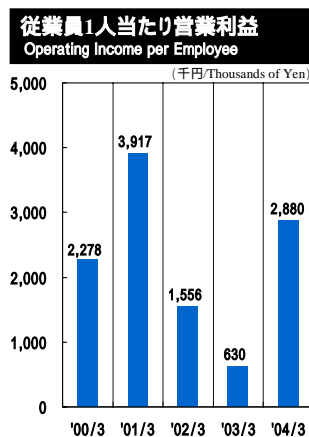
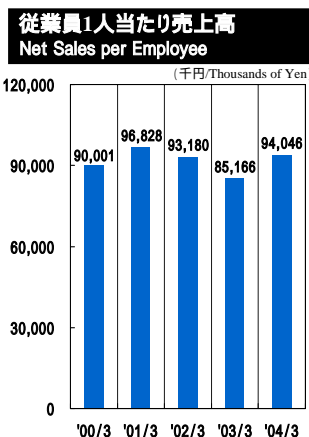
収益性 Profitability



投資指標 Investment Data



従業員1人当たり指標 Per Employee Data



Consolidated Balance Sheets

連結貸借対照表

(千円/Thousands of Yen)

年度	Fiscal Year Ended :	2000/3	2001/3	2002/3	2003/3	2004/3
資産の部 Assets						
流動資産	Current Assets:	22,101,752	23,697,077	21,930,690	20,802,422	21,914,937
現金及び預金	Cash and Deposits	8,017,643	8,646,736	8,125,865	8,070,105	9,814,936
受取手形及び売掛金	Notes and Accounts Receivable	9,529,385	11,326,041	10,523,417	10,056,583	9,505,974
有価証券	Marketable Securities	1,001,944	702,481	604,452	--	--
たな卸資産	Inventories	2,748,472	2,227,422	2,021,631	2,010,849	2,058,443
繰延税金資産	Deferred Tax Assets	227,163	206,044	251,556	266,350	335,949
その他	Other Current Assets	682,336	628,956	441,472	417,213	233,185
貸倒引当金	Allowance for Doubtful Accounts	105,192	40,604	37,705	18,679	33,552
固定資産	Fixed Assets:	11,984,483	12,922,315	13,089,199	13,593,355	13,232,433
有形固定資産	Tangible Fixed Assets	5,414,663	5,319,556	5,405,564	5,230,708	5,004,503
建物及び構築物	Buildings	2,143,942	2,013,886	1,917,133	1,807,544	1,683,127
機械装置及び運搬具	Machinery&Equipment and Vehicles	30,110	27,765	121,818	132,734	95,299
土地	Land	2,688,749	2,688,749	2,800,008	2,800,008	2,689,580
その他	Other Current Assets	551,861	589,155	566,604	490,420	536,496
無形固定資産	Intangible Fixed Assets	170,743	276,143	533,956	904,763	727,622
連結調整勘定	Consolidation Difference	46,345	30,897	324,673	344,925	256,921
ソフトウェア	Software	81,116	206,263	169,401	518,360	429,222
その他	Other Intangible Fixed Assets	43,281	38,982	39,880	41,477	41,477
投資その他の資産	Investments and Other Assets	6,399,075	7,326,615	7,149,678	7,457,884	7,500,306
投資有価証券	Investments in Securities	1,572,337	2,440,954	1,735,577	1,730,954	2,166,923
関係会社株式	Investments in Subsidiaries	456,675	408,205	419,241	357,888	367,103
長期前払費用	Long- term Prepaid Expenses	747	--	--	--	--
繰延税金資産	Deferred Tax Assets	154,326	242,775	527,716	705,617	189,252
差入保証金	Guarantee Deposits	3,674,814	3,856,777	4,032,348	4,199,452	4,373,365
その他	Other Investments	583,580	417,840	488,256	581,891	506,675
貸倒引当金	Allowance for Doubtful Accounts	43,406	39,937	53,461	117,921	103,013
資産合計	Total Assets	34,086,235	36,619,393	35,019,889	34,395,778	35,147,370
負債の部 Liabilities						
流動負債	Current Liabilities:	15,710,678	17,042,950	15,568,861	15,523,398	15,039,093
支払手形及び買掛金	Notes and Accounts Payable	12,047,673	12,817,799	11,251,023	11,252,759	10,428,390
短期借入金	Short- term Loans Payable	2,266,000	2,495,500	3,046,900	3,003,920	2,637,000
未払法人税等	Income Taxes Payable	330,883	568,552	119,933	88,424	667,137
繰延税金負債	Deferred Tax Liabilities	--	825	--	610	530
賞与引当金	Accrued Bonuses	496,000	471,800	466,979	447,900	440,400
その他	Other Current Liabilities	570,121	688,471	684,026	729,784	865,634
固定負債	Long- term Liabilities:	1,269,881	1,670,929	1,621,575	1,569,375	1,401,394
長期借入金	Long- term Debt	460,000	302,500	235,000	218,000	186,000
繰延税金負債	Deferred Tax Liabilities	--	796	241	--	775
退職給与引当金	Employees Retirement Allowances	409,630	--	--	--	--
退職給付引当金	Reserve for Retirement Benefits	--	483,862	508,854	483,333	407,249
役員退職慰労引当金	Reserve for Retirement Benefits for Directors and Corporate Auditors	--	530,248	522,172	533,718	475,142
その他	Other Long- term Liabilities	400,250	353,522	355,307	334,324	332,227
負債合計	Total Liabilities	16,980,559	18,713,879	17,190,437	17,092,774	16,440,487
少数株主持分 Minority Interests						
少数株主持分	Minority Interests:					
資本の部 Shareholders Equity						
資本金	Common Stock:	1,208,500	1,208,500	1,208,500	1,208,500	1,208,500
資本準備金/資本剰余金	Capital Reserve/Capital Earnings:	2,005,254	2,005,254	2,005,254	2,005,254	2,005,254
連結剰余金/利益剰余金	Retained Earnings:	13,892,360	14,287,653	14,582,909	14,334,241	15,090,418
その他有価証券評価差額金	Difference on Revaluation of Other Marketable Securities:		404,544	33,412	244,367	403,333
自己株式	Treasury Stock:	438	438	623	623	623
資本合計	Total Shareholders Equity	17,105,675	17,905,514	17,829,452	17,303,004	18,706,882
負債、少数株主持分及び資本合計	Total Liabilities, Minority Interests and Shareholders Equity	34,086,235	36,619,393	35,019,889	34,395,778	35,147,370

Consolidated Statements of Income

連結損益計算書

(千円/Thousands of Yen)

年度	Fiscal Year Ended:	2000/3	2001/3	2002/3	2003/3	2004/3
売上高	Net Sales	45,213,352	46,534,565	44,677,449	41,398,977	43,278,766
売上原価	Cost of Sales	36,426,464	37,040,095	36,212,963	33,736,779	33,962,892
売上総利益	Gross Profit	8,786,888	9,494,469	8,464,485	7,662,197	9,315,874
販売費及び一般管理費	Selling, General and Administrative Expenses	7,084,458	7,219,818	7,571,838	7,431,480	7,504,546
営業利益	Operating Income	1,702,429	2,274,651	892,647	230,717	1,811,327
営業外収益	Non-operating Income	170,477	205,797	195,451	225,599	179,402
受取利息	Interest Received	66,027	77,226	68,089	67,000	66,544
受取配当金	Dividends Received	19,804	25,475	18,062	18,451	15,233
受取家賃	Tenant Fee Received	39,677	40,626	40,830	43,488	41,479
持分法による投資利益	Equity in Earnings of Equity-method Affiliates			7,879		5,392
雑収入	Others Income	44,968	62,470	60,590	96,658	50,751
営業外費用	Non-operating Expenses	89,975	135,778	85,015	126,551	82,238
支払利息及び割引料	Interest Paid	81,241	45,137	42,620	38,927	41,154
手形売却損	Loss on Sales of Notes Receivable		33,337	30,835	29,192	29,237
たな卸資産処分損	Inventory Assets Losses	2,200				
持分法による投資損失	Equity in Losses of Equity-method Affiliates	1,110	43,421		53,031	
雑損失	Other Losses	5,423	13,882	11,559	5,401	11,846
経常利益	Ordinary Income	1,782,932	2,344,670	1,003,083	329,764	1,908,492
特別利益	Extraordinary Income	99,622	389,199	13,666	65,741	9,892
貸倒引当金戻入額	Reversal of Allowance for Doubtful Accounts		51,234	9,151		
固定資産売却益	Gains from Sales of Fixed Assets			4,515		
投資有価証券売却益	Gains on Sales of Investment Securities	99,622	22,195		55,347	8,914
償却債権取立益	Bad Debts Recovered				9,174	882
退職給付信託設定益	Gain on Retirement Benefit Trust		310,784			
その他	Other Extraordinary Income		4,985		1,219	95
特別損失	Extraordinary Losses	81,753	1,590,784	50,341	185,317	182,399
たな卸資産処分損	Loss on Disposal of Inventories		235,825			26,049
固定資産除却損	Loss on Disposal of Fixed Assets	5,345	11,401	4,752	13,435	14,387
固定資産売却損	Loss on Sale of Fixed Assets		44,272	630		50,415
投資有価証券評価損	Loss on Revaluation of Investment Securities	34,571	81,214	30,011	60,476	2,010
投資有価証券売却損	Loss on Sale of Investment Securities	41,836	3,300	6,202		29,712
会員権評価損	Loss on Devaluation of Membership Rights		85,229	8,744		10,450
会員権売却損	Loss on Sale of Membership Right					2,751
貸倒引当金繰入額	Provision for Allowance for Doubtful Accounts		32,830		104,986	44,361
役員退職慰労引当金繰入額	Provision for Reserve for Retirement Benefits for Directors and Corporate Auditors		218,418			
会計基準変更時差異償却額	Effects on Accounting Changes of Retirement Benefits		438,738			
退職給付信託拠出額	Contributions to Retirement Trust Property		439,555			
その他	Other Extraordinary Losses				6,418	2,260
税金等調整前当期純利益	Income before Adjustment of Income Taxes	1,800,801	1,143,085	966,407	210,189	1,735,985
法人税、住民税及び事業税	Income, Inhabitant and Enterprise Taxes	888,596	931,394	517,208	297,949	818,348
法人税等調整額	Adjustment of Income Taxes	28,541	354,496	7,895	4,182	6,769
当期純利益	Net Income	940,746	566,188	457,094	83,578	910,868

Consolidated Statements of Cash Flows

連結キャッシュ・フロー計算書(要旨)

(千円/Thousands of Yen)

年度	Fiscal Year Ended :	2002/3	2003/3	2004/3
営業活動によるキャッシュ・フロー	Net Cash Provided by Operating Activities	99,076	907,776	2,140,748
投資活動によるキャッシュ・フロー	Net Cash Provided by Investment Activities	444,187	1,198,671	6,292
財務活動によるキャッシュ・フロー	Net Cash Provided by Financing Activities	237,004	368,592	501,522
現金及び現金同等物に係る換算差額	Effect of Exchange Rate Changes on Cash Equivalents	1,376	732	686
現金及び現金同等物の増加(減少)額	Net Increase (Decrease) in Cash and Cash Equivalents	580,739	660,219	1,644,832
現金及び現金同等物の期首残高	Cash and Cash Equivalents at Beginning of Year	9,297,958	8,717,218	8,056,999
現金及び現金同等物の期末残高	Cash and Cash Equivalents at End of Year	8,717,218	8,056,999	9,701,831

Non-Consolidated Balance Sheets

単体貸借対照表

(千円/Thousands of Yen)

年度	Fiscal Year Ended :	2000/3	2001/3	2002/3	2003/3	2004/3
資産の部 Assets						
流動資産	Current Assets:	20,713,847	22,164,458	19,996,778	18,978,457	19,675,737
現金及び預金	Cash and Deposits	7,164,182	7,907,118	6,887,065	7,177,016	8,439,740
受取手形・売掛金	Notes and Accounts Receivable	9,205,052	10,961,120	10,044,598	9,489,465	8,971,017
商品	Inventories	2,697,690	1,905,876	1,756,467	1,674,143	1,586,049
その他	Other Current Assets	1,747,448	1,426,612	1,338,356	650,351	707,576
貸倒引当金	Allowance for Doubtful Accounts	100,525	36,270	29,709	12,518	28,647
固定資産	Fixed Assets:	9,587,654	10,607,366	10,485,227	11,413,534	11,564,435
有形固定資産	Tangible Fixed Assets	2,915,530	2,824,420	2,784,388	2,697,831	2,686,526
建物	Buildings	1,021,566	960,710	907,281	856,856	806,515
土地	Land	1,618,252	1,618,252	1,616,452	1,616,452	1,616,283
その他	Other Tangible Fixed Assets	275,710	245,457	260,654	224,523	263,726
無形固定資産	Intangible Fixed Assets	101,614	225,776	187,130	535,278	451,166
投資その他の資産	Investments and Other Assets	6,570,509	7,557,169	7,513,709	8,180,423	8,426,742
資産合計	Total Assets	30,301,501	32,771,824	30,482,006	30,391,991	31,240,172
負債の部 Liabilities						
流動負債	Current Liabilities:	14,130,221	15,377,493	13,206,560	13,427,669	13,175,173
支払手形・買掛金	Notes and Accounts Payable	11,816,603	12,410,056	10,943,026	11,033,176	10,201,019
短期借入金	Short-term Borrowings	1,323,000	1,463,000	1,468,000	1,503,000	1,503,000
その他	Other Current Liabilities	990,618	1,504,437	795,533	891,493	1,471,154
固定負債	Long-term Liabilities:	345,542	930,372	910,367	853,675	738,749
退職給与引当金	Employees' Retirement Allowances	293,929	-	-	-	-
退職給付引当金	Reserve for Retirement Benefits	-	382,873	392,936	357,383	268,687
役員退職慰労引当金	Reserve for Retirement Benefits for Directors and Corporate Auditors	-	492,386	460,180	461,740	431,700
その他	Other Long-term Liabilities	51,612	55,112	57,251	34,552	38,361
負債合計	Total Liabilities	14,475,764	16,307,865	14,116,928	14,281,345	13,913,923
資本の部 Shareholders' Equity						
資本金	Common Stock:	1,208,500	1,208,500	1,208,500	1,208,500	1,208,500
資本準備金/資本剰余金	Capital Reserve:	2,005,254	2,005,254	2,005,254	2,005,254	2,005,254
利益剰余金	Retained Earnings:	12,611,982	12,848,445	13,118,102	13,136,610	13,712,339
その他有価証券評価差額金	Difference on Revaluation of Other Marketable Securities:	-	401,759	33,846	239,094	400,778
自己株式	Treasury Stock	-	-	623	623	623
資本合計	Total Shareholders' Equity	15,825,737	16,463,958	16,365,078	16,110,645	17,326,248
負債・資本合計	Total Liabilities and Shareholders' Equity	30,301,501	32,771,824	30,482,006	30,391,991	31,240,172

Non-Consolidated Statements of Income

単体損益計算書

(千円/Thousands of Yen)

年度	Fiscal Year Ended:	2000/3	2001/3	2002/3	2003/3	2004/3
売上高	Net Sales	43,110,590	44,831,594	42,956,409	38,920,987	40,722,089
営業利益	Operating Income	1,091,261	1,813,954	717,510	288,221	1,247,393
営業外収益	Non-operating Income	219,351	248,848	211,858	238,759	221,829
営業外費用	Non-operating Expenses	61,754	67,877	55,760	49,438	55,376
経常利益	Ordinary Income	1,248,858	1,994,925	873,607	477,542	1,413,846
特別利益	Extraordinary Income	99,622	391,880	9,040	58,927	7,397
特別損失	Extraordinary Losses	76,244	1,531,866	37,513	143,496	105,558
税引前当期純利益	Income before Income Taxes	1,272,237	854,939	845,134	392,973	1,315,685
法人税、住民税及び事業税	Income, Inhabitant and Enterprise Taxes	618,248	857,000	382,338	231,152	622,891
法人税等調整額	Adjustment of Income Taxes	19,045	395,718	35,946	13,878	37,626
当期純利益	Net Income	673,034	393,657	426,849	175,698	730,419
前期繰越利益	Unappropriated Retained Earnings in Previous Period	1,067,722	1,036,849	1,057,592	1,027,251	1,048,260
過年度税効果調整額	Tax-effect Adjustments for the Previous Year	214,769	-	-	-	-
中間配当額	Interim Dividends	63,599	63,597	63,595	63,595	63,595
中間配当に伴う利益準備金積立額	Saving Profit Reserves for Profits	6,359	6,359	-	-	-
自己株式消却額	Cancellation of Treasury Stock	45,760	-	-	-	-
当期末処分利益	Unappropriated Retained Earnings	1,839,807	1,360,550	1,420,847	1,139,355	1,715,084

Corporate Profile

会社概要

(2004年6月29日現在/As of June 29,2004)

商号	株式会社ムサン	Company Name	MUSASHI CO., LTD.
設立	昭和21年12月	Established	December, 1946
本社 東京支店	東京都中央区銀座八丁目20番36号	Head Office Tokyo Branch	8-20-36 Ginza Chuo-ku Tokyo, Japan
資本金	1,208,500,000円(2004年3月31日現在)	Paid-in Capital	¥1,208,500,000.(As of March 31, 2004)
従業員数	433名(2004年3月31日現在)	Employees	433(As of March 31, 2004)
主要取引銀行	株式会社みずほ銀行 株式会社三井住友銀行	Major Banks	The Mizuho Bank, Limited. The Mitsui Sumitomo Bank, Limited.
事業所	札幌支店、仙台支店、北関東支店(さいたま) 東関東支店(千葉)、神静支店(横浜) 名古屋支店、大阪支店、中四国支店(広島) 福岡支店 その他営業所・技術事務所16カ所	Branch	Sapporo, Sendai, Kita Kantou(Saitama) Higashi Kantou(Chiba), Shinsei(Yokohama) Nagoya, Osaka, Chushikoku(Hiroshima) Fukuoka and 16 sales office other than above
役員	代表取締役会長 都木恒夫 代表取締役社長 小林厚一 代表取締役専務取締役 羽鳥雅孝 常務取締役 高木彰彦 常務取締役 伏脇忠昭 取締役 小林好男 取締役 長井文弥 取締役 白岩園丸 取締役 亀子博 常勤監査役 中馬享純 常勤監査役 川原徹 監査役 田村護 監査役 石井哲之介	Directors & Corporate Auditors	Chairman and Representative Director Tuneo Takagi President and Representative Director Hirokazu Kobayashi Senior Managing Director and Representative Director Masataka Hatori Managing Director Akihiko Takagi Managing Director Tadaaki Fushiwaki Director Yoshio Kobayashi Director Bunya Nagai Director Kunimaru Shiraiwa Director Hiroshi Kameko Standing Auditor Kyojun Chuma Standing Auditor Toru Kawahara Auditor Mamoru Tamura Auditor Tetsunosuke Ishii

ムサシグループ / Musashi Group

武蔵エンジニアリング株式会社

(Musashi Engineering Co., Ltd.)
東京都港区西新橋3-11-7
TEL.03-3437-2911
自社開発商品(金融汎用・選挙システム機器)の研究開発、設計、製造。

株式会社ムサシ・エービーシー

(Musashi ABC Co., Ltd.)
東京都中央区築地4-3-3
TEL.03-5565-8301
データ入力サービス。

株式会社ムサシ・ユニシステム

(Musashi Unisystem Co., Ltd.)
東京都新宿区四谷1-22-6
TEL.03-3355-0477
イメージ情報のデジタル加工、マイクロフィルムサービス。

株式会社レミントンマイクロ

(Remington Micro Co., Ltd.)
大阪府大阪市中央区瓦屋町2-3-1
TEL.06-6768-6606
マイクロフィルムサービス、データ入力サービス、デジタル加工業務。

株式会社国際マイクロフォト研究所

(Kokusai Micro Photo Co., Ltd.)
神奈川県横浜市中区山下町123-1
TEL.045-681-0719
マイクロフィルムコンパート、デジタル加工、ファイリングサービス等を行う会社。

エフ・ピー・エム株式会社

(FBM Co., Ltd.)
東京都新宿区市谷町2-31-3
TEL.03-3269-5821
印刷機材等の販売。

武蔵興産株式会社

(Musashi Kousan Co., Ltd.)
東京都中央区銀座7-2-4
TEL.03-3572-8461
不動産管理。

株式会社武蔵エンタープライズ

(Musashi Enterprize Co., Ltd.)
東京都港区西新橋3-11-7
TEL.03-3437-2925
リース、損害保険代行。

株式会社ジェイ・アイ・エム

(JIM Co., Ltd.)
東京都大田区平和島5-8-4
TEL.03-5471-8500
情報加工サービス。

子会社
関連会社